



Security Tech Germany

MODUVIS DOOR STATION

**SMART. SECURE.
MODULAR.**



MAKING LIFE EASIER

Emma and August Bremicker

◀ SECURITY SINCE 1924

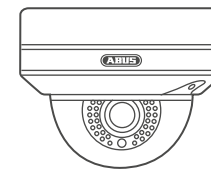
Since the development of the legendary "Iron Rock" padlock, ABUS has stood for security, stability and quality. Product features that still reflect the company's philosophy and have become the precursors to the digital locking technology from ABUS.

Today, it's about more than just opening and closing the door. You want to know who's standing outside your door before you open it with confidence. That's why there's ModuVis, the modular video door intercom system from ABUS: easily adaptable to all circumstances – and with the option to be informed about what's currently happening in front of the door.

SECURITY TODAY ▶

ABUS ModuVis - the all-in-one video door intercom system that adapts to every location and customer requirement: whether a single-family or multi-party house, installation in a new building or for renewing an existing intercom or doorbell system.

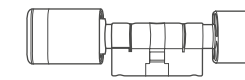
ELECTRONIC SECURITY FROM ABUS



Video surveillance



Alarm systems



Access control



GET TO KNOW MODUVIS



THE ADVANTAGES OF THE SYSTEM - AT A GLANCE

Versatile use in any property

From a private single-family home with one bell and monitor to a multi-family building with 49 bells and monitors - ModuVis always offers the right solution.

Installation and programming – quick and straightforward

Installed in no time at all: simply connect the door station to the monitor and make all your settings on the monitor straight away - without any extra software.

Renew an existing bell in no time at all

When continuing to use the existing 2-wire cabling in the building, you can put it into operation straight away - this is even possible without a network or Internet connection.

Display of other cameras


In addition to the camera in the video module, ABUS outdoor cameras can also be displayed on the indoor monitor and the app. This makes it easy to adapt the system to new customer wishes and requirements. In addition, all data and recordings can be stored locally in the monitor (SD card).

Keep an eye on everything – know what's going on at home


See, intercom with and grant access to the visitor, even on the move via app. Very easy to set up – without having to make annoying settings on the network.

Good value & affordable for everyone

The user group is as versatile as the system is flexible: Thanks to its attractive price-performance ratio, ABUS ModuVis is the right door intercom solution for every property and every budget.



THE MODULES: ASSEMBLE INDIVIDUALLY



VIDEO MODULE

Heart of the system

- 2 MP Full HD camera Field of view (horizontal: 180°, vertical: 96°)
- Very good voice quality with noise cancelling and anti-echo function
- With 2-wire connection or optional RJ45 connection for network cable with PoE supply.




TVHS20000

MODULAR ASSEMBLY

The right intercom system for every user and installation location: from 1 to 3 modules in standardised installation widths. For larger installations with double installation width, e.g. 2 or 3 modules are placed next to each other.

CODE BUTTON MODULE

- For controlling door buzzer or motorised lock by means of 6-digit user code
- In addition to an individual code for each apartment, up to 3 additional central codes can be assigned, e.g. for the property management.



TVHS20030

INFORMATION MODULE

- Customisable display of street, house number or name (transparent paper enclosed, print template for download)
- Backlighting for good visibility in the dark (brightness sensor)



TVHS20040

BELL EXTENSION

- Lighting for good visibility in the dark (brightness sensor)
- Up to 6 parties per extension, up to 8 extensions per system (max. 49 bells per system)
- Incl. PDF print template and material for name badges



TVHS20020

EMPTY MODULE

- Cover as placeholder for later system extensions
- Additional module (e.g. more bells)
- Simply insert without changing the frame



TVHS20050

*also available in stainless steel

EQUIP A NEW BUILDING WELL

SAFETY AND COMFORT ACCORDING TO PLAN

When planning a new home, builders often rely on rigid, tried-and-tested solutions for communication at the door. But competent advice pays off – because ModuVis is the contemporary solution: It gives the client the freedom to decide for themselves which functions they want.

Flexible and future-proof: Once a system has been installed, it can be expanded at any time – for example to include surveillance cameras. To do this, simply pull a network cable to the installation location during the initial installation. If cameras are added later, they will be conveniently displayed on the ModuVis monitor.

Stainless steel installation frame
for discreet flush mounting



RETROFIT EXISTING BUILDINGS

QUICK AND EASY TO WIRE ON

Replacing a classic doorbell with the ModuVis door intercom system provides more security and convenience – and brings the entrance area of any home up to date with the latest technology.

The existing wiring of the bell system will continue to be used. The video image and sound are simply transmitted via the 2 bell wires – incl. power supply. Installation is quick and easy – without having to change the cable infrastructure.

Modernisation in 3 simple steps:

1. Replace bell transformer with ModuVis video converter
2. Replace door intercom with ModuVis monitor
3. Connecting both components to the existing bell wiring

Aluminium mounting frame for
easy surface mounting



KEEP AN EYE ON EVERYTHING

INDOOR MONITOR WITH TOUCH SCREEN

The high-resolution indoor monitor shows what is going on in the entrance area in razor-sharp images. The monitor is used to intercom with people at the front door and enables interaction with them, such as opening the front door using the door buzzer. For maximum convenience, choose the large monitor with a 10" screen diagonal. If there is little space available at the installation site, the compact 7" monitor is the solution.

Every resident will find their favourite in the wide selection of ringtones. Several monitors in the system are the optimal equipment, for example for different floors or a multi-family building. The direct connection between the monitors (without door station) can be used for in-house communication.

Need to connect the flat doorbell in a multi-family building? No problem - even without existing cables: The Wi-Fi version of the monitor does that - and offers even more flexibility.

Simply replace and upgrade an existing call station? For this, there is the 2-wire variant.



LINK STATION APP

SET UP ACCESS EASILY

Inform several people in the household about a ringing event via push notification? No problem! All settings are made in the ABUS Link Station app in no time at all. The modules can be set up quickly and easily for this purpose and shared with other smartphones and tablets via QR codes. This completely eliminates the need to manually set up each module on additional mobile phones.

Further advantages in setup:

- No annoying port forwarding for each individual camera or door station
- Network configuration without manual data entry: simply scan the QR code to set up user accounts and add door stations or cameras.

A GOOD TEAM

MONITOR, INTERCOM & SURVEILLANCE CAMERAS

The camera at the entrance door (in the ModuVis video module) provides extra security: The monitor shows you who is standing in front of the door before you open it.

Your building deserves even more protection? Then use the monitor to display images from up to 16 other ABUS surveillance cameras. The live images can be called up at the touch of a button.

THE RIGHT CAMERA FOR EVERY SITUATION



IP Tube



IP Dome



IP Spherical dome



IP Mini Tube



IP Mini Dome

MODULAR ADAPTABLE



SINGLE-FAMILY HOUSES

New buildings

When building a home, the builder decides for themselves how much comfort and security they want. They put together the door intercom system themselves according to their individual requirements and the structural conditions.

Modernisation

By simply replacing the existing bell, you can also bring the entrance area of an existing house up to date – without interfering with the existing wiring.



*Example configurations in aluminium



MULTI-FAMILY HOUSES

Solutions for several residential units, such as in a multi-family house, can also be easily implemented with ModuVis. In the largest expansion stage, the system comprises up to 49 bells and monitors for display and intercom.

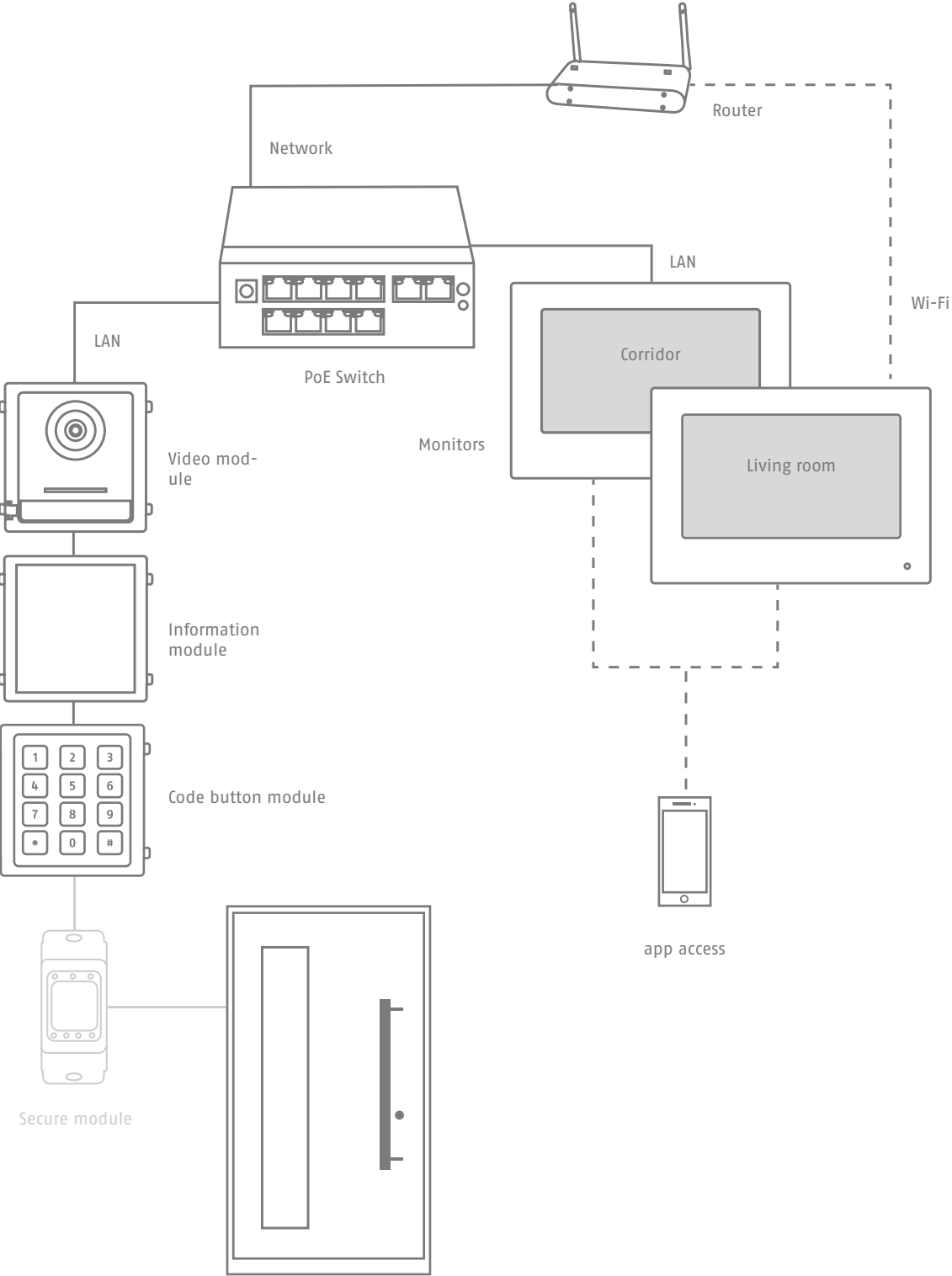
Multiple entrance areas can also be viewed with ModuVis – very simply without complex wiring and programming.



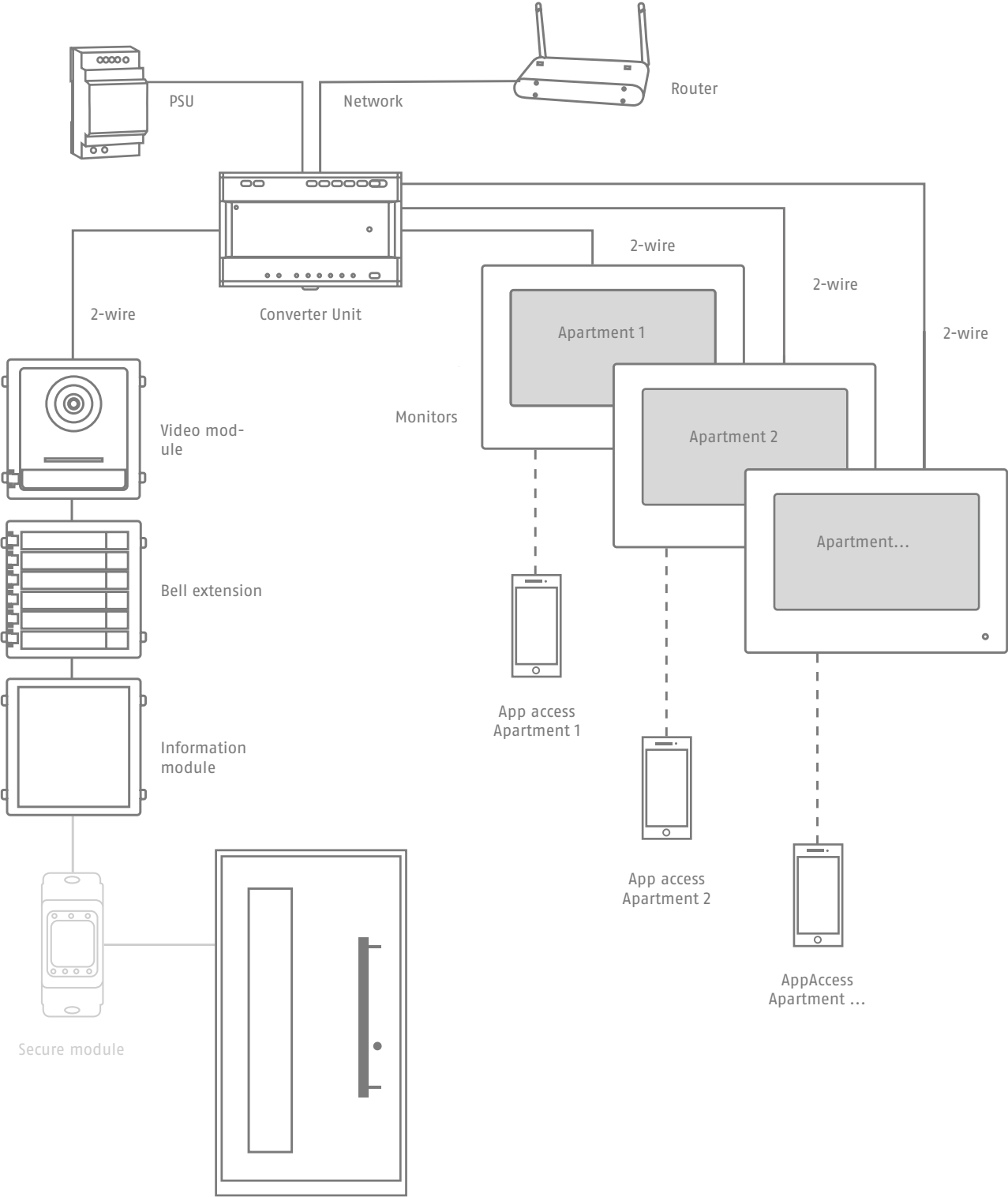
*Example configurations in stainless steel

EXEMPLARY SYSTEM STRUCTURE

VARIANT A
PoE-IP INSTALLATION
EXAMPLE SINGLE-FAMILY HOUSE



VARIANT B
2-WIRE INSTALLATION
EXAMPLE MULTI-FAMILY HOUSE



SAMPLE CALCULATION

EXAMPLE CALCULATION INSTALLATION SINGLE-FAMILY HOUSE

Product	Quantity	Σ Price aluminium	Σ Price stainless steel
---------	----------	-------------------	-------------------------

ENTRANCE AREA

3-compartment frame (UP, aluminium)	3-compartment frame (UP, stainless steel)	1	€ 99.00	€139.00
Video module	Video module, stainless steel	1	€289.00	€389.00
Code button module, aluminium	Code button module, stainless steel	1	€ 159.00	€ 219.00
Information module	Information module	1	€ 99.00	€ 99.00
Secure module	Secure module	1	€ 109.00	€ 109.00

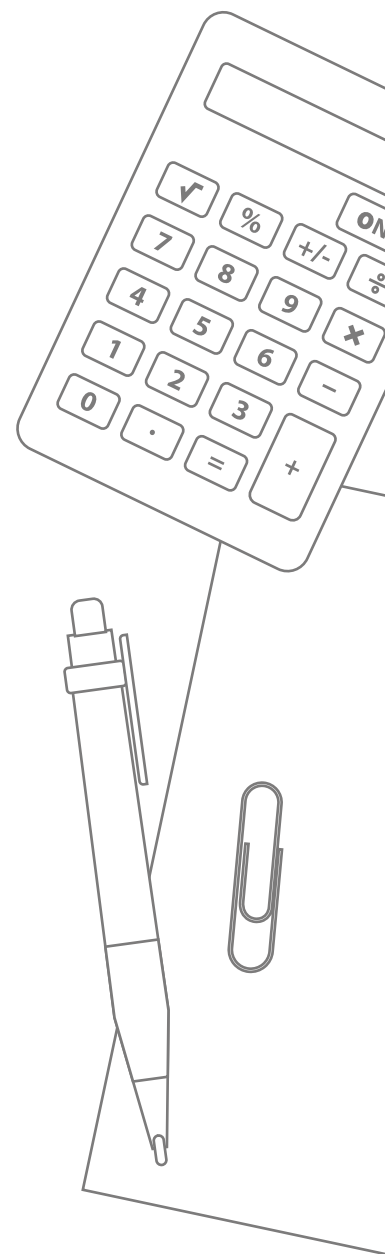
TECHNICAL COMPONENTS

PoE switch (4 channel)	1	€74.00	€74.00
------------------------	---	--------	--------

DISPLAY

Monitor inside, 7"	2	€498.00	€498.00
		€1,327.00	€1,527.00

All prices are EV prices.



ABUS | Security Center GmbH & Co. KG
abus.com

Linker Kreuthweg 5
86444 Affing

Germany
Phone: +49 8207 959 90-0
Fax: +49 8207 959 90-190
info.de@abus-sc.com

ABUS | Austria GmbH
abus.at

IZ NÖ- Süd, Straße 7
Object 58 D, Top 4, 1st floor
2355 Wiener Neudorf
Austria
Phone: +43 2236 660 630
Fax: +43 2236 660 630 60
info@abus.at